

English 6th Grade M-Z

Vocabulary Cards and Word Walls

Revised: 1/13/14

Important Notes for Teachers:

- The vocabulary cards in this file match the Common Core, the math curriculum adopted by the Utah State Board of Education, August 2010.
- The cards are arranged alphabetically.
- Each card has three sections.
 - Section 1 is only the word. This is to be used as a visual aid in spelling and pronunciation. It is also used when students are writing their own “kid-friendly” definition and drawing their own graphic.
 - Section 2 has the word and a graphic. This graphic is available to be used as a model by the teacher.
 - Section 3 has the word, a graphic, and a definition. This is to be used for the Word Wall in the classroom. For more information on using a Word Wall for Daily Review – see “Vocabulary – Word Wall Ideas” on this website.
- These cards are designed to help all students with math content vocabulary, including ELL, Gifted and Talented, Special Education, and Regular Education students.

For possible additions or corrections to the vocabulary cards, please contact the Granite School District Math Department at 385-646-4239.

Bibliography of Definition Sources:

Algebra to Go, Great Source, 2000. ISBN 0-669-46151-8

Math on Call, Great Source, 2004. ISBN-13: 978-0-669-50819-2

Math at Hand, Great Source, 1999. ISBN 0-669-46922

Math to Know, Great Source, 2000. ISBN 0-669-47153-4

Illustrated Dictionary of Math, Usborne Publishing Ltd., 2003. ISBN 0-7945-0662-3

Math Dictionary, Eula Ewing Monroe, Boyds Mills Press, 2006. ISBN-13: 978-1-59078-413-6

Student Reference Books, Everyday Mathematics, 2007.

Houghton-Mifflin eGlossary, <http://www.eduplace.com>

Interactive Math Dictionary, <http://www.amathsdictionaryforkids.com/>

magnitude

magnitude

Example: If this man owes \$75 on a bill, that is -\$75. The magnitude of his debt is described as:

$$|-\$75| = \$75$$



Example: If this man owes \$75 on a bill, that is -\$75. The magnitude of his debt is described as:

$$|-\$75| = \$75$$



Size; a property by which something can be compared as larger or smaller than other objects of the same kind.

magnitude

mass

mass



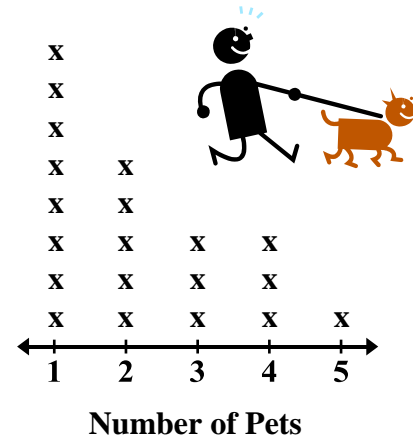
mass



The amount of matter in an object. Usually measured by comparing with an object of known mass. While gravity influences weight, it does not affect mass.

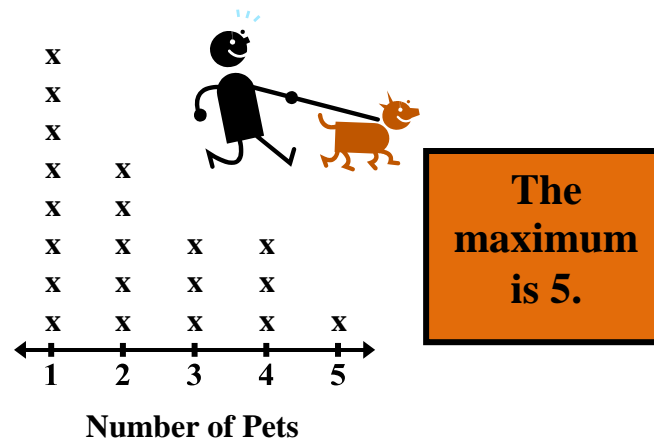
maximum

maximum



The maximum is 5.

maximum



The maximum is 5.

The largest amount; the greatest number in a data set.

mean

Data Set: 14, 21, 27, 33, 45, 46, 52

Step 1:

$$14 + 21 + 27 + 33 + 45 + 46 + 52 = 238$$

Step 2:

$$238 \div 7 = 34 \leftarrow \text{mean}$$

mean

Data Set: 14, 21, 27, 33, 45, 46, 52

Step 1:

$$14 + 21 + 27 + 33 + 45 + 46 + 52 = 238$$

Step 2:

$$238 \div 7 = 34 \leftarrow \text{mean}$$

mean

The sum of a set of numbers divided by the number of elements in the set; a type of average.

mean absolute deviation

mean absolute deviation



The weights of the three people are 56 Kgs, 78 Kgs, and 88 Kgs.

Step 1: Find the mean.
 $(56+78+88)/3 = 74$

Step 2: Determine the deviation of each variable from the mean.
 $56 - 74 = -18$
 $78 - 74 = 4$
 $88 - 74 = 14$

Step 3: Make the deviation "absolute" by squaring and determining the roots.
(eliminate the negative)

$(18 + 4 + 14)/3 = 12$ is the mean absolute deviation.

mean absolute deviation



The weights of the three people are 56 Kgs, 78 Kgs, and 88 Kgs.

Step 1: Find the mean.
 $(56+78+88)/3 = 74$

Step 2: Determine the deviation of each variable from the mean.
 $56 - 74 = -18$
 $78 - 74 = 4$
 $88 - 74 = 14$

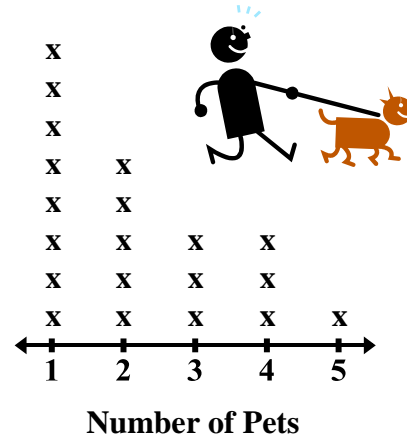
Step 3: Make the deviation "absolute" by squaring and determining the roots.
(eliminate the negative)

$(18 + 4 + 14)/3 = 12$ is the mean absolute deviation.

In statistics, the absolute deviation of an element of a data set is the absolute difference between that element and a given point.

measure of center

measure of center




Examples:

Mode = 1

Median = 2

Mean = 2.3

measure of center



Examples:

Mode = 1

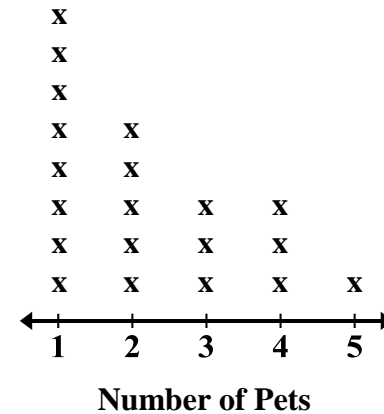
Median = 2

Mean = 2.3

An average; a single value that is used to represent a collection of data. Three commonly used types of averages are mode, median, and mean. (also known as measure of central tendency or measure of average)

measure of variability

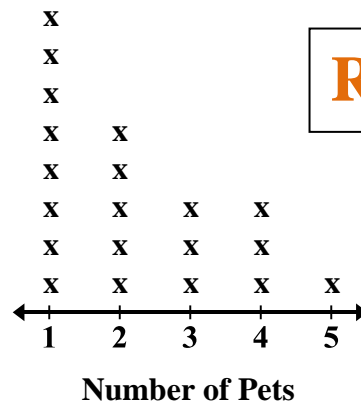
measure of variability




Range = 4



measure of variability



Range = 4



A measure of how much a collection of data is spread out. Commonly used types include range and quartiles. (also known as spread)

median

median

14, 21, 27, **33**, 45, 46, 52



median

median

14, 21, 27, **33**, 45, 46, 52



median

The middle number of a set of numbers when the numbers are arranged from least to greatest, or the mean of two middle numbers when the set has two middle numbers.

meter (m)

meter (m)



A baseball bat is *about* 1 meter long.

meter (m)

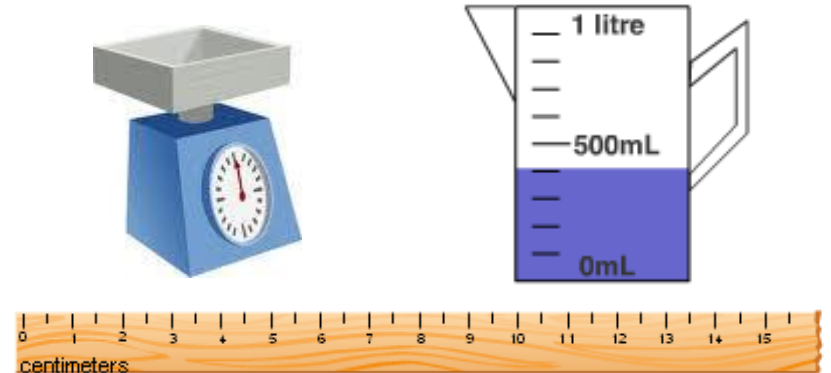


A standard unit
of length in the
metric system.

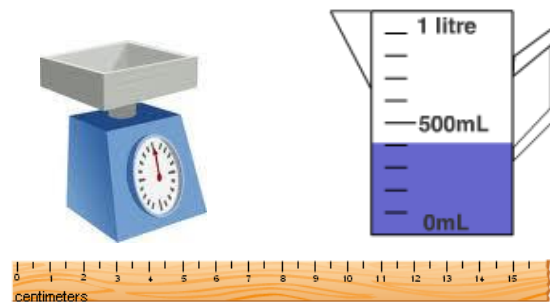
A baseball bat is *about* 1 meter long.

metric system

metric
system



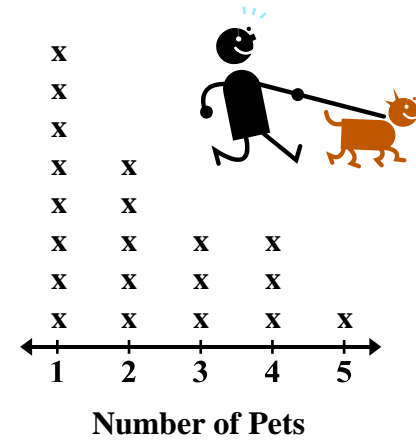
metric
system



A system of measurement based on tens. The basic unit of capacity is the liter. The basic unit of length is the meter. The basic unit of mass is the gram.


minimum

minimum



The minimum is 1.

minimum



The minimum is 1.

The smallest amount; the smallest number in a data set.

minuend

minuend

$$43.2 - 27.9 = 15.3$$

minuend

minuend

$$43.2 - 27.9 = 15.3$$

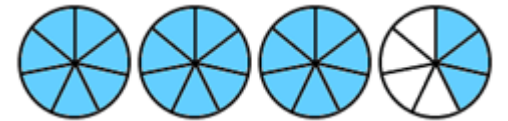
minuend

The quantity from which another quantity, the subtrahend, is to be subtracted.

mixed number

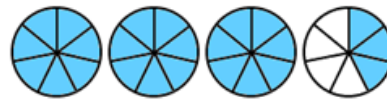
mixed
number

$$3\frac{3}{7}$$



mixed
number

$$3\frac{3}{7}$$



A number with
an integer and a
fraction part.

mode

mode

14, 21, 33, 33, 33, 46, 52



mode

mode

14, 21, 33, 33, 33, 46, 52



mode

The number or numbers that occur most often in a data set.

multiple

multiple

Multiples of



7, 14, 21, 28, 35, 42, 49...

multiple

Multiples of



The product of
a whole number
and any other
whole number.

7, 14, 21, 28, 35, 42, 49...

Multiplication Property of Equality

Multiplication Property of Equality

$$\frac{10}{5} = 2$$
$$5 \times \frac{10}{5} = 2 \times 5$$
$$1 \times 10 = 10$$
$$10 = 10$$

Multiplication Property of Equality

$$\frac{10}{5} = 2$$
$$5 \times \frac{10}{5} = 2 \times 5$$
$$1 \times 10 = 10$$
$$10 = 10$$

If you multiply both sides of an equation by the same number, the two sides will remain equal.

Multiplicative Identity Property of 1

Multiplicative
Identity
Property of 1

$$a \times 1 = 1 \times a = a$$

Multiplicative
Identity
Property of 1

$$a \times 1 = 1 \times a = a$$

Multiplying a factor
by one gives a
product identical
to the given factor.

multiplicative inverse

**multiplicative
inverse**

$$5 \times \frac{1}{5} = 1$$



**multiplicative
inverse**

**multiplicative
inverse**

$$5 \times \frac{1}{5} = 1$$

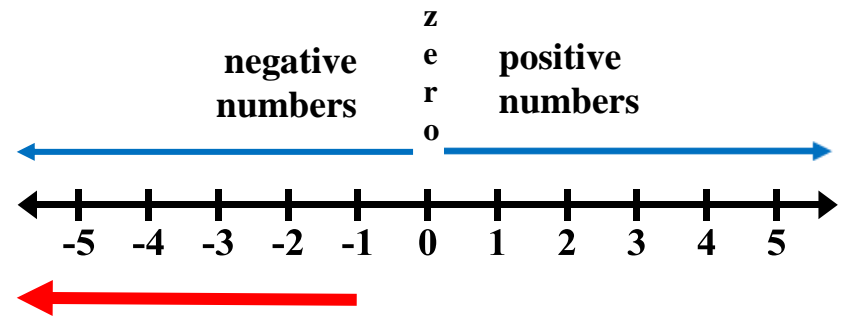


**multiplicative
inverse**

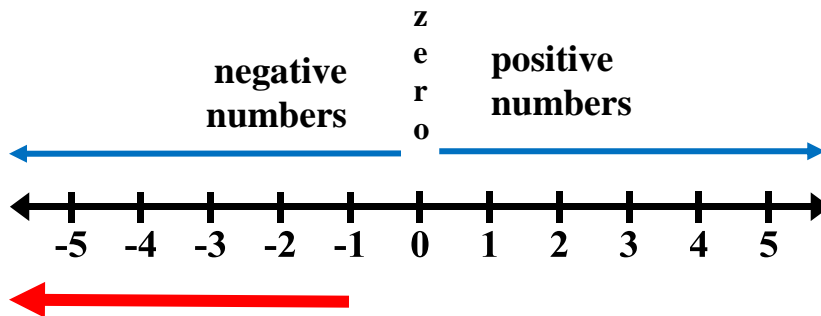
One of two numbers
whose product is 1.
(also known
as reciprocal)

negative numbers

negative
numbers



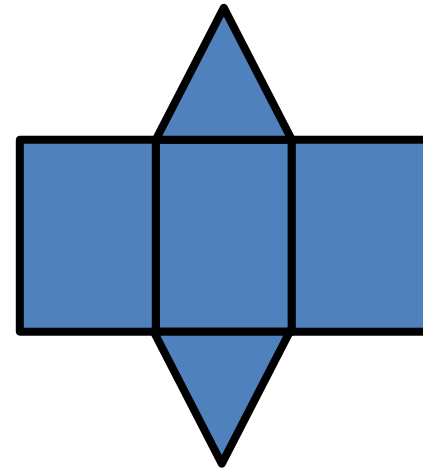
negative
numbers



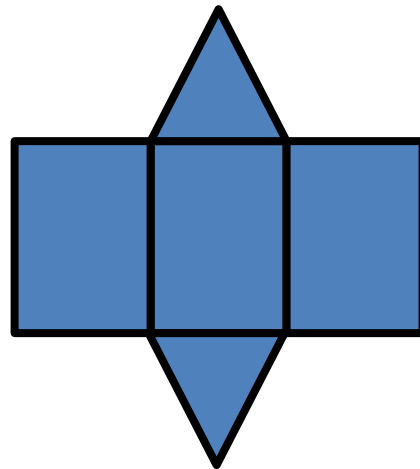
Numbers less
than 0.

net

net



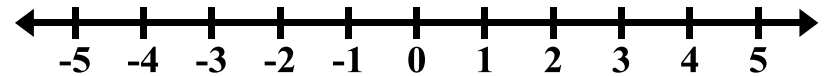
net



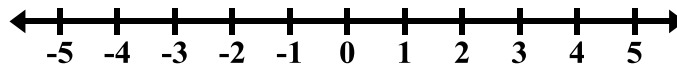
A two-dimensional shape that can be folded into a three-dimensional figure is a net of that figure. (also known as a network)

number line

number
line



number
line



A diagram that
represents numbers
as points on a line.

numerator

numerator

$$\frac{3}{5}$$



numerator

numerator

$$\frac{3}{5}$$



numerator

The number or expression written above the line in a fraction.

numerical expression

numerical
expression

$$5 + 9$$


numerical
expression

$$5 + 9$$


A mathematical
statement including
numbers and
operations.

obtuse triangle

obtuse
triangle



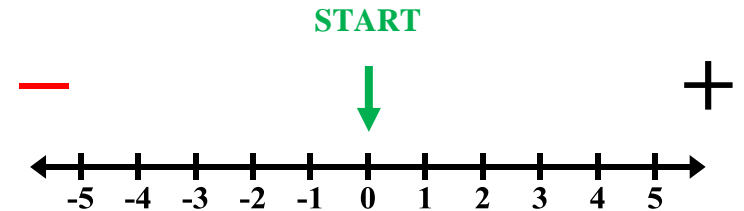
obtuse
triangle



A triangle that contains one angle with a measure greater than 90° (obtuse angle) and two acute angles.

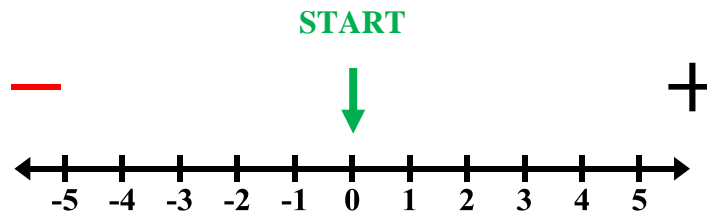
opposites

+3 and -3 are opposites.



opposites

+3 and -3 are opposites.



Having a different sign but the same numeral.

opposites

Order of Operations

Order of Operations



How to do a math problem with more than one operation in the correct order.

Parenthesis
Exponents
Multiply/**D**ivide
Add/**S**ubtract

Order of Operations



How to do a math problem with more than one operation in the correct order.

Parenthesis
Exponents
Multiply/**D**ivide
Add/**S**ubtract

An order, agreed on by mathematicians, for performing operations to simplify expressions.

ordered pair

ordered pair

$(-5, 2)$
 (x, y)

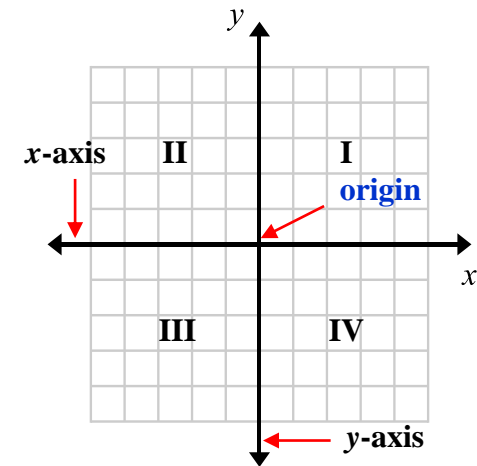
ordered pair

$(-5, 2)$
 (x, y)

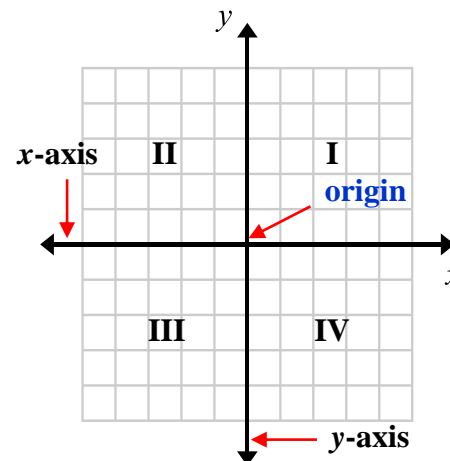
A pair of numbers that gives the coordinates of a point on a grid in this order (horizontal coordinate, vertical coordinate). (also known as a coordinate pair)

origin

origin



origin



The intersection of the x - and y -axes in a coordinate plane, described by the ordered pair $(0, 0)$.

ounce (oz)

ounce (oz)



A strawberry weighs about 1 ounce.

ounce (oz)




A customary unit of weight equal to one sixteenth of a pound.
16 ounces = 1 pound

A strawberry weighs about 1 ounce.

outlier


outlier

Hours Watching TV in One Week



outlier


Hours Watching TV in One Week




A number in a set of data that is much larger or smaller than most of the other numbers in the set.

parallelogram

parallelogram



parallelogram



A quadrilateral
with 2 pairs of
parallel and
congruent sides.

pattern



pattern

blue stars	2	4	6	8	10
red stars	1	2	3	4	5



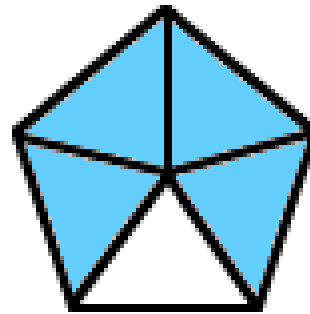
pattern

blue stars	2	4	6	8	10
red stars	1	2	3	4	5

A repeating or growing sequence.
An ordered set of numbers arranged according to a rule.

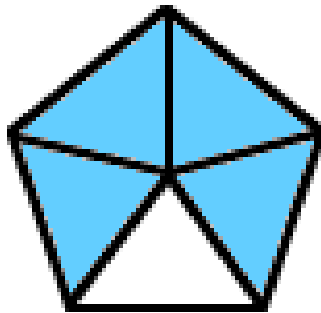
percent

percent



80% of
the
pentagon
is shaded.

percent



80% of
the
pentagon
is shaded.

A special ratio
that compares
a number to
100 using the
symbol %.

pint (pt)

pint (pt)



The orange
juice carton
holds 1 pint.

pint (pt)

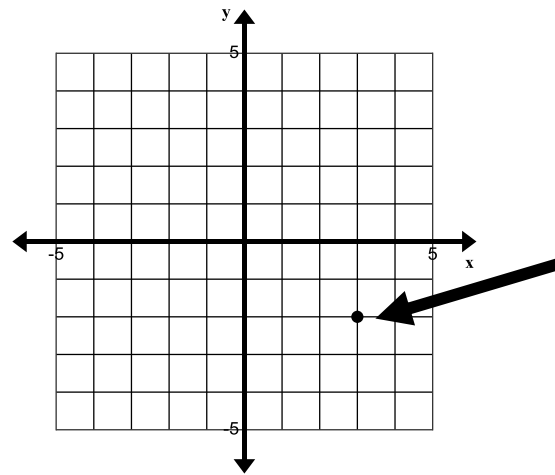


The orange
juice carton
holds 1 pint.

A customary unit
of capacity.
1 pint = 2 cups

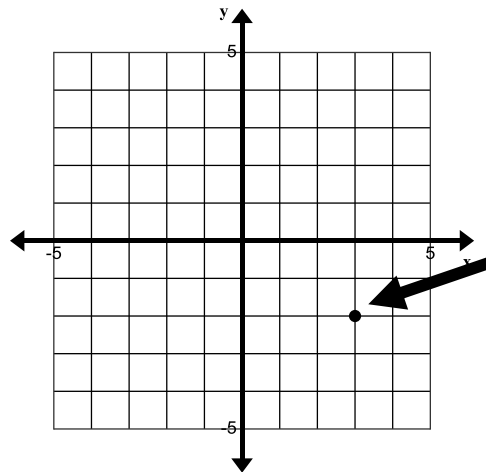
plot

plot



The point is plotted at (3, -2).

plot

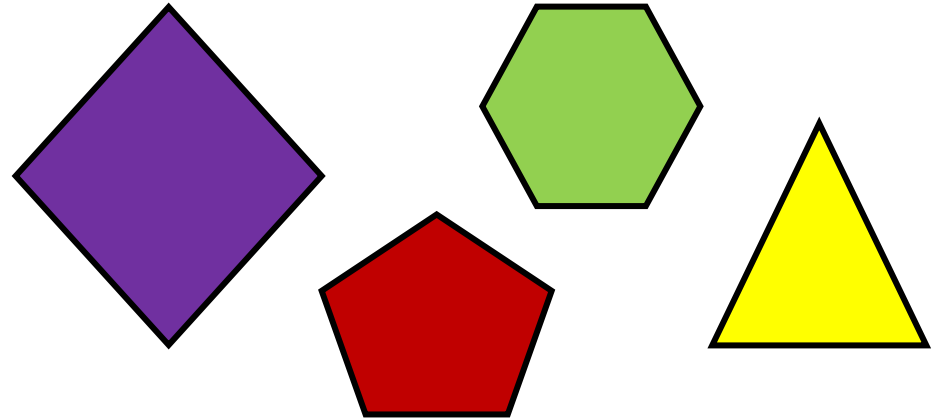


The point is plotted at (3, -2).

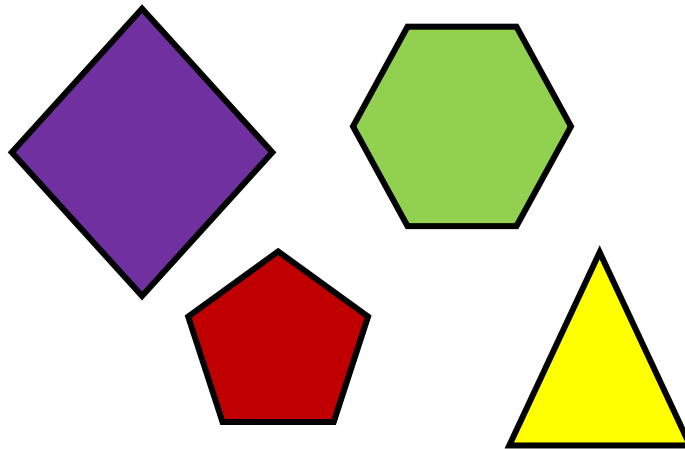
To place points on a graph or coordinate plane.

polygon

polygon




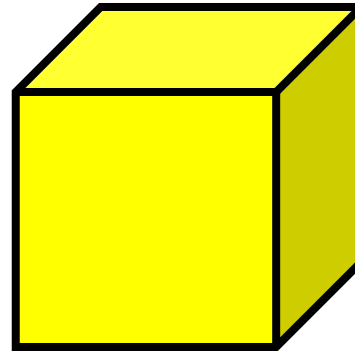
polygon




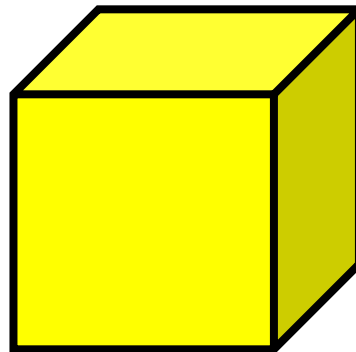
A closed figure formed
from line segments
that meet only at
their endpoints.

polyhedron

polyhedron



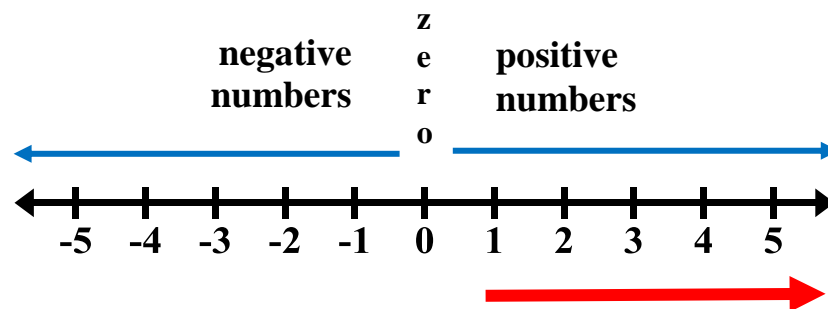
polyhedron



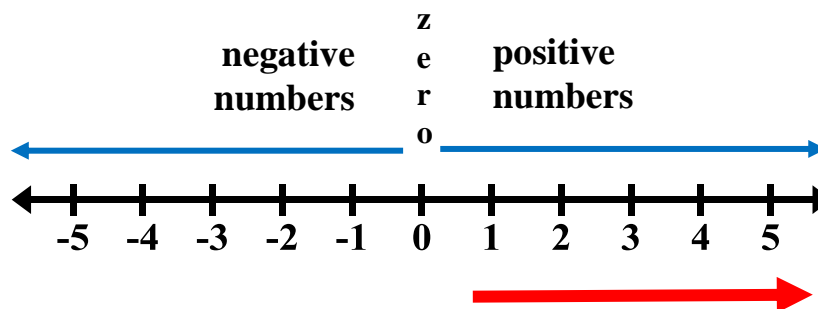
A three-dimensional figure in which all the faces are polygons. Polyhedrons have **no** curved surfaces.

positive numbers

positive numbers



positive numbers



Numbers that are greater than zero.

pound (lb)

pound (lb)



A loaf of bread weighs *about* 1 pound.

pound (lb)

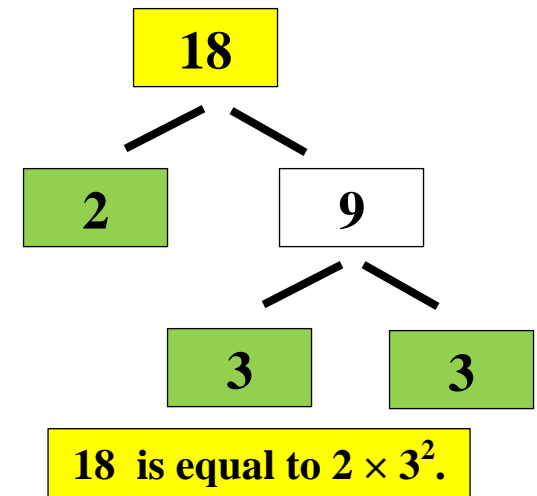


A loaf of bread weighs *about* 1 pound.

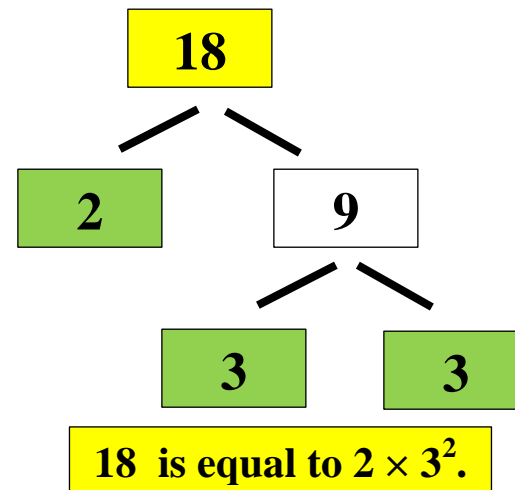
A customary unit
of weight.
1 pound = 16 ounces

prime factorization

prime factorization




prime factorization



The expression of a number as the product of its prime factors.

prime number


prime
number



$$1 \times 5 = 5$$

5 is a prime number.

prime
number



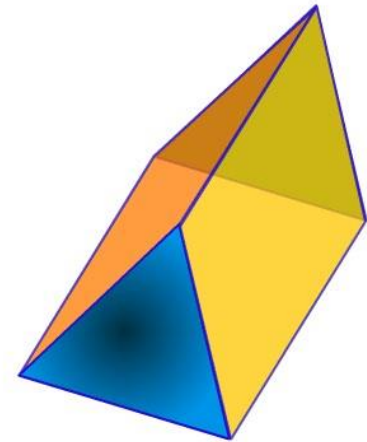
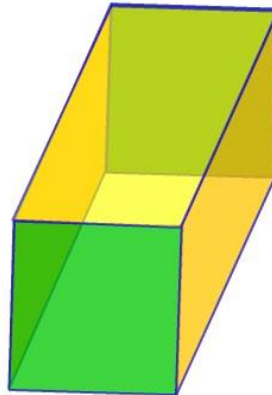
$$1 \times 5 = 5$$

5 is a prime number.

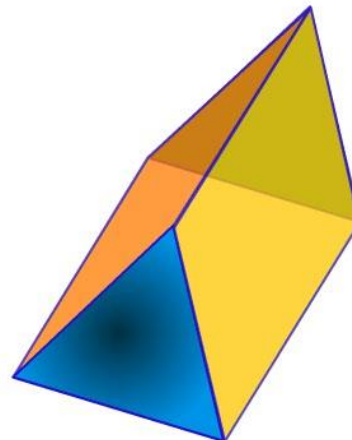
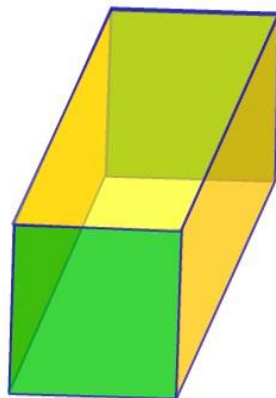
A whole number greater than 0 that has exactly two different factors, 1 and itself.

prism

prism



prism



A three-dimensional figure that has two congruent and parallel faces that are polygons. The remaining faces are parallelograms.

product

product



Sunglasses are \$9.95 a pair.

$$\begin{array}{r} \$ 9.95 \\ \times \quad 3 \\ \hline \$29.85 \end{array}$$



product

product



Sunglasses are \$9.95 a pair.

$$\begin{array}{r} \$ 9.95 \\ \times \quad 3 \\ \hline \$29.85 \end{array}$$



product

The result of multiplication.

proportion

proportion



$$\frac{2}{4} = \frac{4}{8}$$

proportion

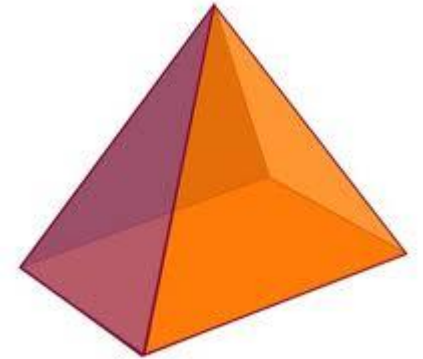
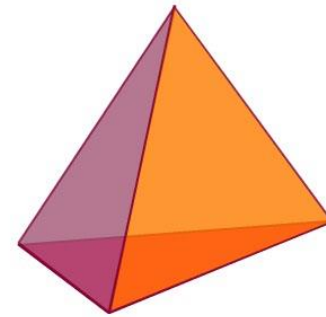


$$\frac{2}{4} = \frac{4}{8}$$

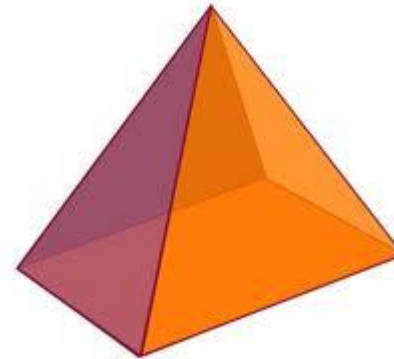
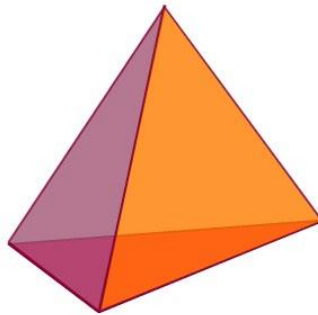
An equation showing that two ratios are equivalent.

pyramid

pyramid



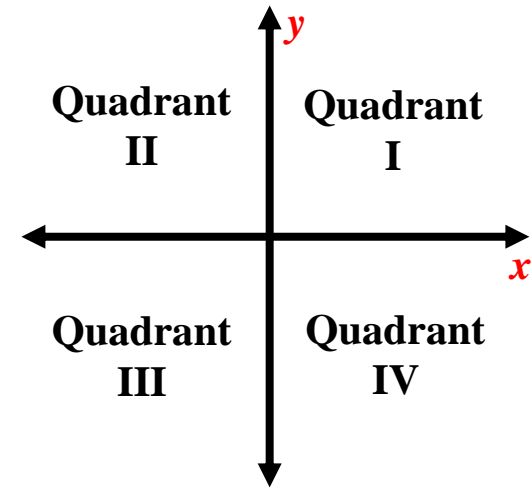
pyramid



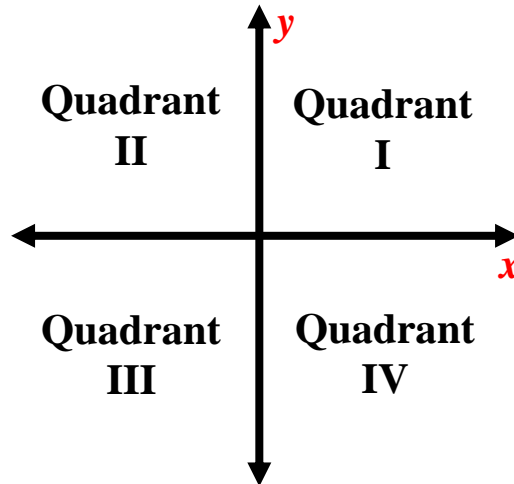
A polyhedron whose base is a polygon and whose other faces are triangles that share a common vertex.

quadrants

quadrants



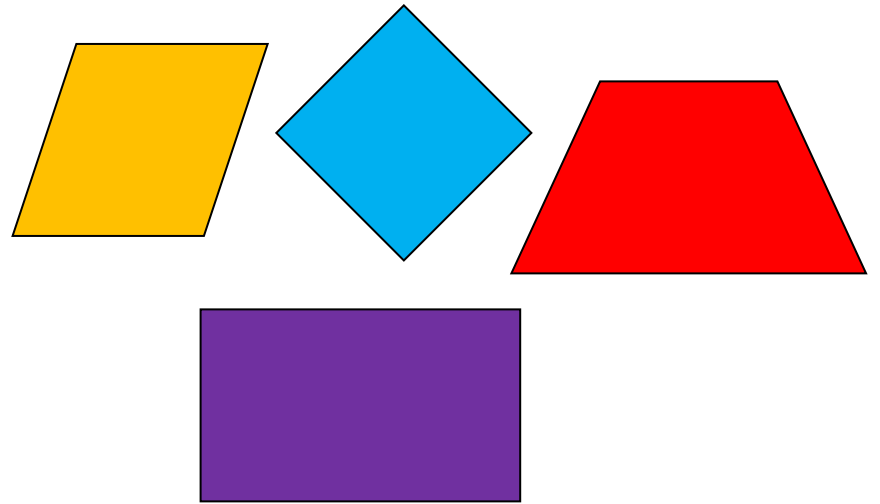
quadrants




The four sections of a coordinate grid that are separated by the axes.

quadrilateral

quadrilateral



quadrilateral



A polygon
with 4 sides.

quantity

quantity



3 candies
for
5 cents.

quantity




3 candies
for
5 cents.

An amount.


quart (qt)

quart (qt)



The milk carton holds 1 quart.

quart (qt)



The milk carton holds 1 quart.

A customary unit of capacity.

1 quart = 2 pints
or

1 quart = 4 cups

quotient

quotient

quotient

$$9 \overline{)137} \begin{array}{l} 15 \text{ r}2 \end{array}$$

quotient

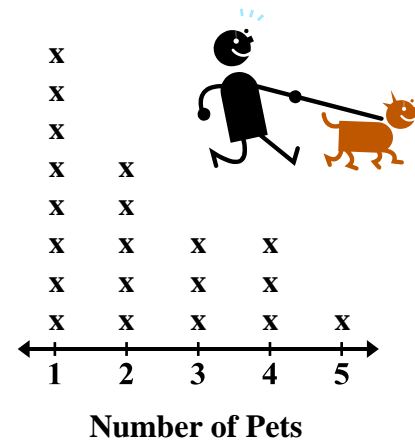
quotient

$$9 \overline{)137} \begin{array}{l} 15 \text{ r}2 \end{array}$$

The result of the
division of one
quantity by another.

range


range



$$5 - 1 = 4$$

Range is 4.

range



$$5 - 1 = 4$$

Range is 4.

The difference between the greatest number and the least number in a set of numbers.

rate

rate



The car was traveling 65 miles per hour on the freeway.

rate

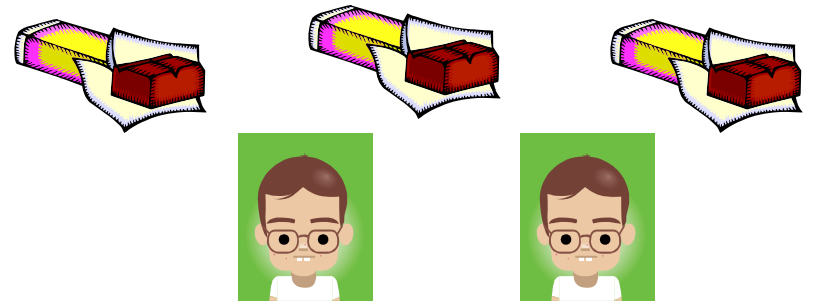


The car was traveling 65 miles per hour on the freeway.

A ratio comparing two different units.

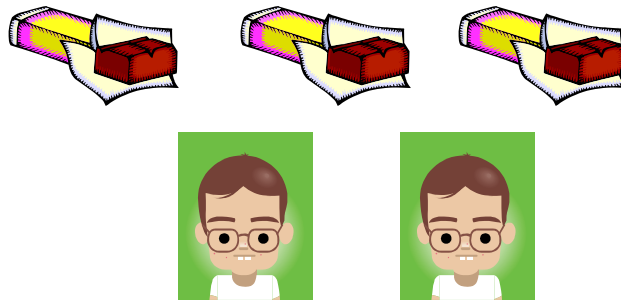
ratio

ratio



The ratio of chocolate bars to boys is
3:2.

ratio

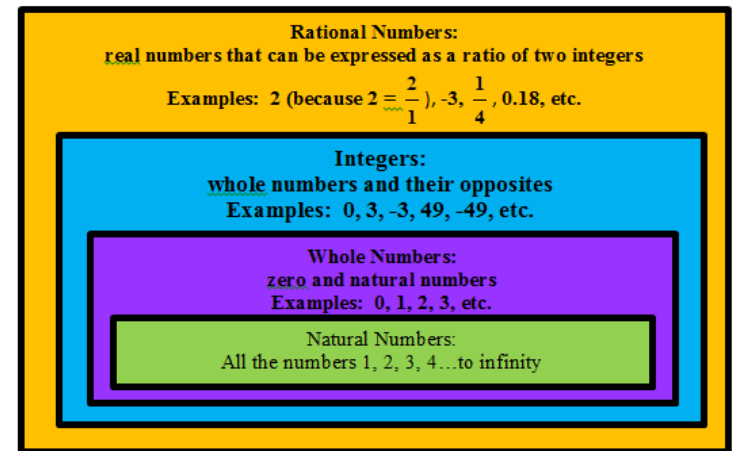


The ratio of chocolate bars to boys is
3:2.

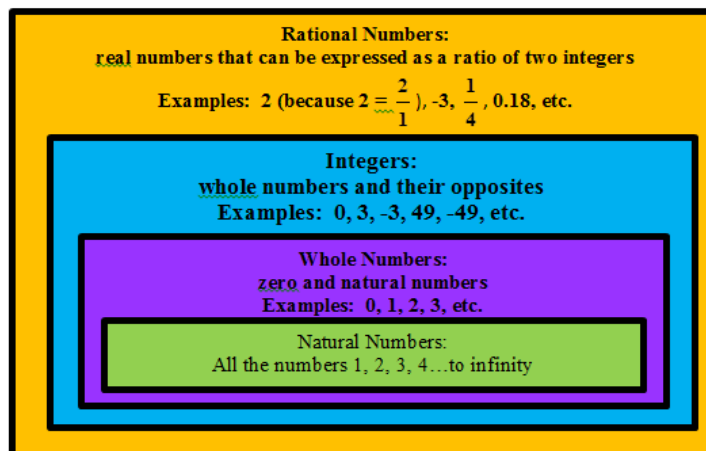
A comparison of
two numbers
using division.

rational number

rational
number



rational
number



A number that can
be expressed as a
ratio of two integers.

reciprocal

reciprocal

$$5 \times \frac{1}{5} = 1$$



reciprocal

reciprocal

$$5 \times \frac{1}{5} = 1$$



reciprocal

One of two numbers
whose product is 1.
(also known as
multiplicative inverse)

rectangle

rectangle



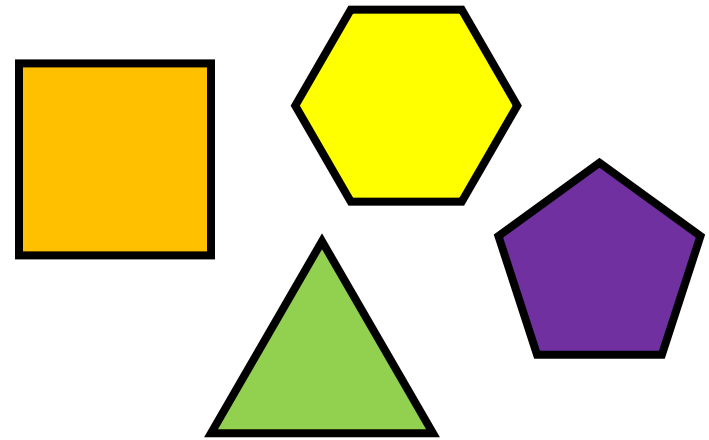
rectangle



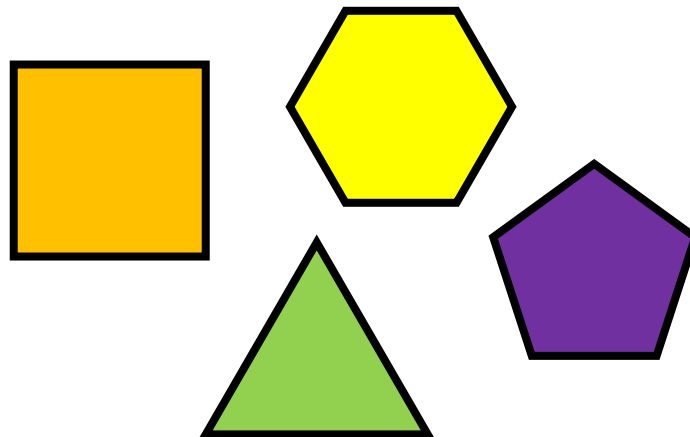
A quadrilateral with
2 pairs of congruent,
parallel sides and
4 right angles.

regular polygon

regular
polygon




regular
polygon



A polygon with all
sides the same length
and all angles
the same measure.

relative frequency table


relative
frequency
table



Spelling Test

Spelling Test Scores		
Scores	Frequency	Relative Frequency
0-5	1	5%
6-10	3	15%
11-15	7	35%
16-20	9	45%

relative
frequency
table



Spelling Test

Spelling Test Scores		
Scores	Frequency	Relative Frequency
0-5	1	5%
6-10	3	15%
11-15	7	35%
16-20	9	45%

A table which shows the percent of time each data item or group of data occurs.

repeating decimal

repeating
decimal

$$\frac{1}{3} = 0.33333333333333$$

$$\frac{1}{7} = 0.142857142857$$

repeating
decimal


$$\frac{1}{3} = 0.33333333333333$$

$$\frac{1}{7} = 0.142857142857$$


A decimal which
has repeating digits
or a repeating
pattern of digits.

right rectangular prism

right
rectangular
prism



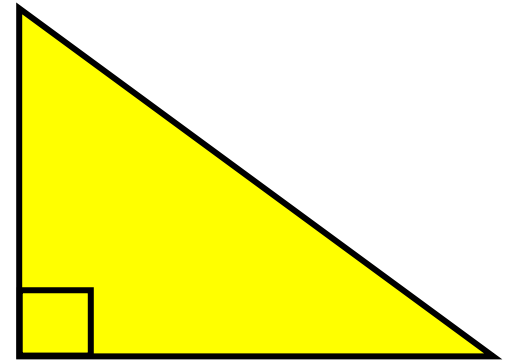
right
rectangular
prism



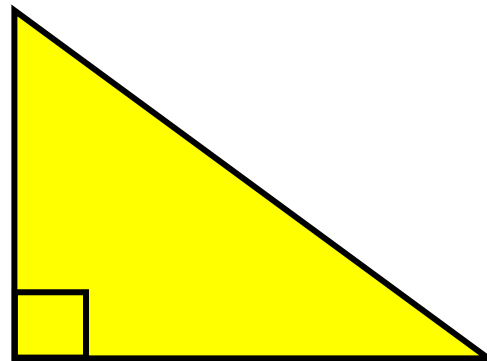
A prism with
6 rectangular faces
where the lateral edge
is perpendicular to the
plane of the base.

right triangle

right triangle



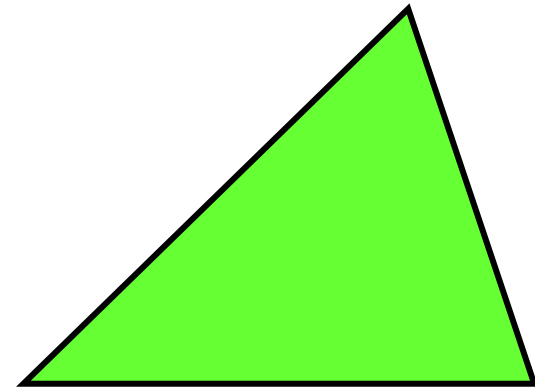
right triangle



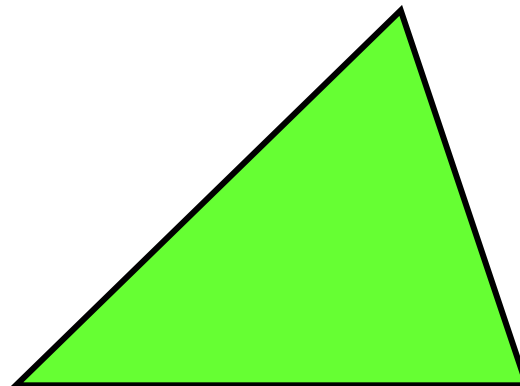
A triangle
that has one
90° angle.

scalene triangle

scalene
triangle



scalene
triangle



A triangle that has
no congruent sides.

signed number

signed
number

-5 $+8$
 $+45$ -23

signed
number

-5 $+8$
 $+45$ -23

Positive or
negative number.

simplest form

simplest
form




$$\frac{4}{8}$$

$$\frac{1}{2}$$

A fraction in simplest form has the fewest possible pieces.

simplest
form



$$\frac{4}{8}$$


$$\frac{1}{2}$$

A fraction in simplest form has the fewest possible pieces.

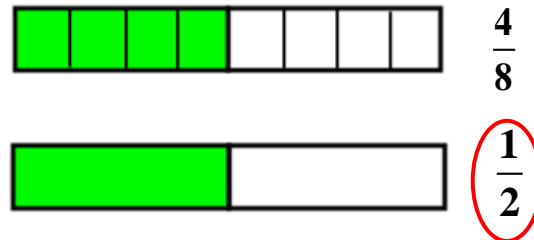
A fraction is in simplest form when the greatest common factor of the numerator and denominator is 1.

simplify

simplify




simplify




To express a fraction
in simplest form.

solid figure

solid
figure



solid
figure



Three-dimensional
figure that has
length, width,
and height.

solution of an equation

solution of
an equation

$$18 = x + 11$$

$$x = 7$$

solution of
an equation

$$18 = x + 11$$

$$x = 7$$

The value of a
variable that
makes the
equation true.

solution of an inequality

solution of an
inequality

$$n > 352$$

~~$n = 345$~~ or $n = 357$

False

True

solution of
an inequality

$$n > 352$$

~~$n = 345$~~ or $n = 357$

False

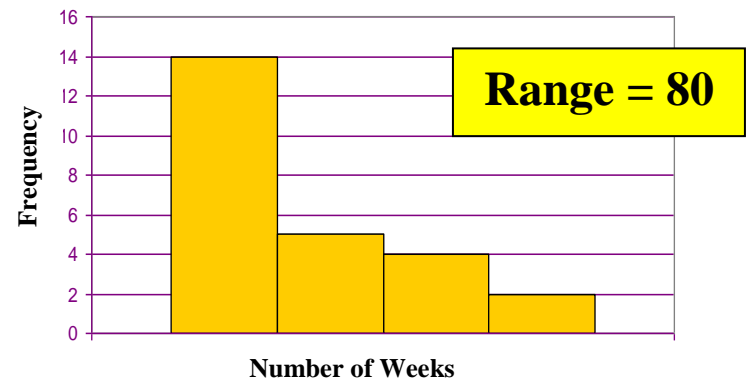
True

The value of a
variable that
makes the
inequality true.

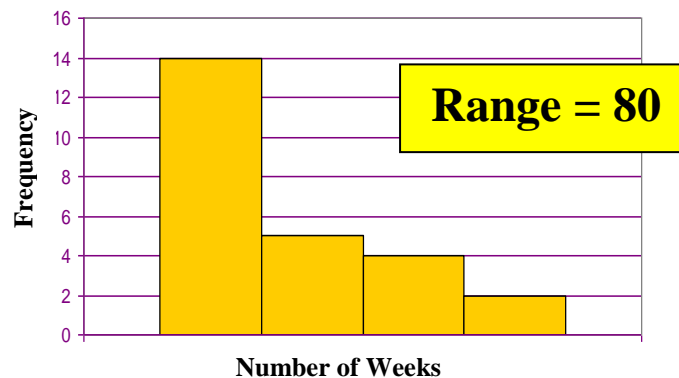
spread

spread

Number of Weeks on the Top 200 Chart



Number of Weeks on the Top 200 Chart




spread


A measure of how much a collection of data is spread out. Commonly used types include range and quartiles. (also known as measure of variability)

square

square



square




A parallelogram with
4 equal angles AND
4 equal sides.

statistical question

statistical question

How many pencils does each student in our class have in his or her desk?



statistical question

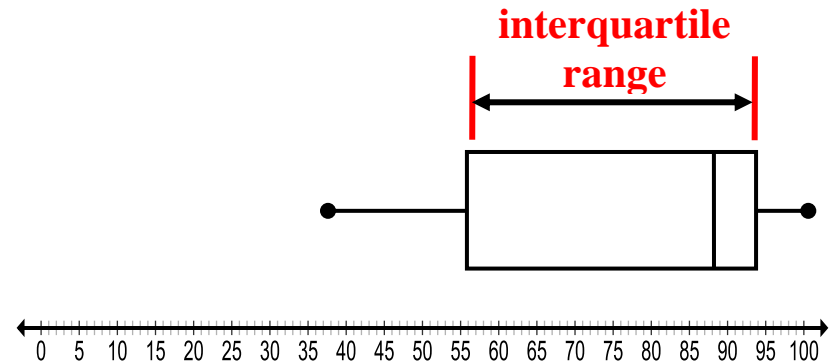
How many pencils does each student in our class have in his or her desk?



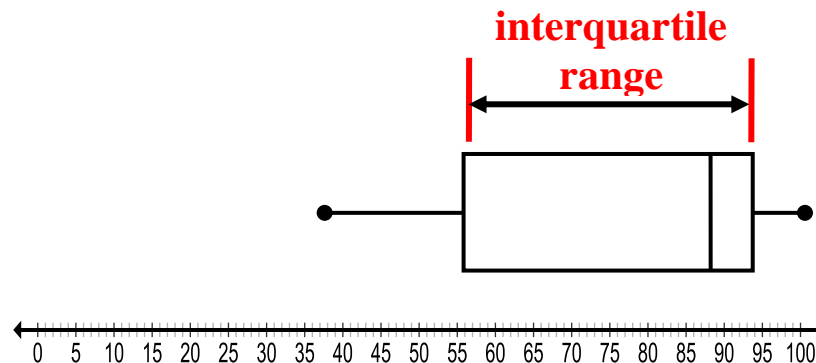
A question that generates a variety of categorical or numerical answers.

statistical variability

statistical variability




statistical variability



A spread in the distribution of data.
An example is the interquartile range.


statistics

This baseball card shows statistics for a famous baseball player.



statistics

This baseball card shows statistics for a famous baseball player.



The science of collecting, organizing, representing, and interpreting data.

statistics

substitution

substitution

If x is equal to 9 , then ...

$$8x + 4 = ?$$

$$8(9) + 4 = 76$$

substitution

If x is equal to 9 , then ...

$$8x + 4 = ?$$

$$8(9) + 4 = 76$$

The replacement of the letters in an algebraic expression with known values.

Subtraction Property of Equality

Subtraction
Property of
Equality

$$9 + 7 = 16$$

$$9 + 7 - 7 = 16 - 7$$

$$9 + 0 = 9$$

$$9 = 9$$

Subtraction
Property of
Equality

$$9 + 7 = 16$$

$$9 + 7 - 7 = 16 - 7$$

$$9 + 0 = 9$$

$$9 = 9$$

If you subtract the same number from both sides of an equation, the two sides will remain equal.

subtrahend

subtrahend

$$\begin{array}{r} 27.34 \\ - 8.29 \\ \hline 19.05 \end{array} \leftarrow \text{subtrahend}$$

subtrahend

$$\begin{array}{r} 27.34 \\ - 8.29 \\ \hline 19.05 \end{array} \leftarrow \text{subtrahend}$$

In subtraction,
the subtrahend
is the number
being subtracted.

sum

sum

$$45.3 + 92.9 = 138.2$$

sum



sum

$$45.3 + 92.9 = 138.2$$

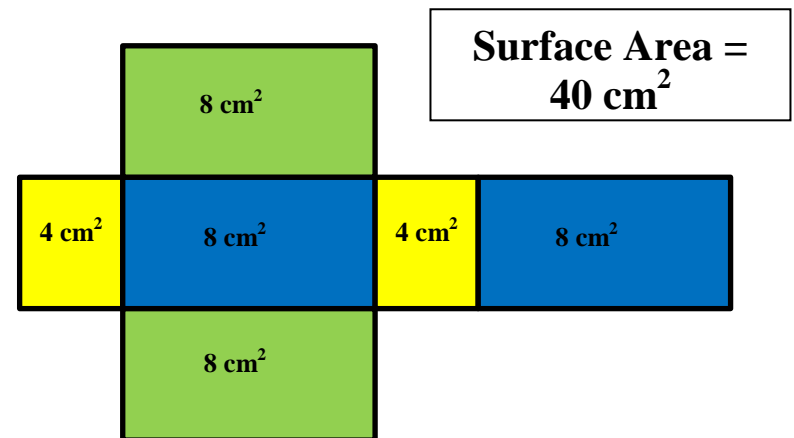
sum



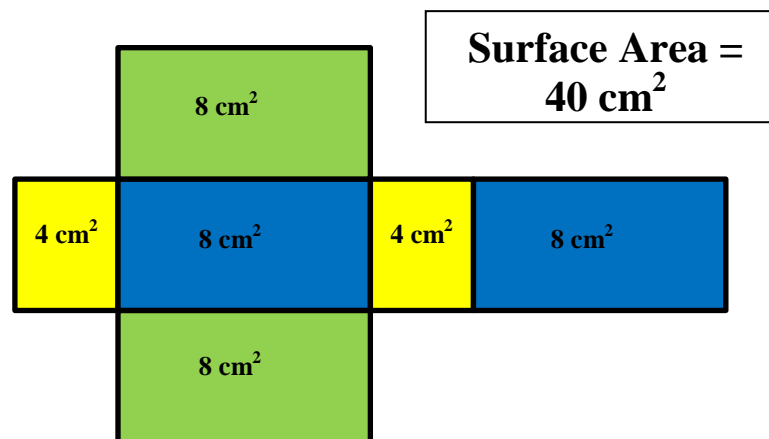
The result
of addition.

surface area

surface
area



surface
area



The total area of the faces (including the bases) and curved surfaces of a solid figure.

table

table



Student	Number of Books Read in the Summer
Sara	3
Jose	8
Timothy	2
Belinda	3
Gretchen	11
Trevor	7

table



Student	Number of Books Read in the Summer
Sara	3
Jose	8
Timothy	2
Belinda	3
Gretchen	11
Trevor	7

An organized way to list data. Tables usually have rows and columns of data.

tape diagram

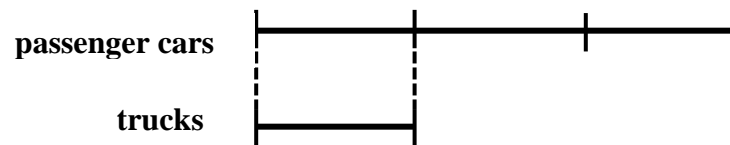
tape diagram

156 vehicles drove by the school. There were 3 times as many passenger cars as trucks. How many vehicles were trucks?



tape diagram

156 vehicles drove by the school. There were 3 times as many passenger cars as trucks. How many vehicles were trucks?



A drawing that looks like a segment of tape, used to illustrate number relationships. (also known as a strip diagram, bar model, fraction strip, or length model)

term

term

$$5x + 14$$



terms

term

$$5x + 14$$



terms

A number, variable, product, or quotient in an expression. A term is *not* a sum or difference.

terminating decimal

terminating
decimal

$$\frac{1}{4} = 0.25$$

$$\frac{1}{5} = 0.2$$

$$\frac{1}{8} = 0.125$$

$$\frac{1}{10} = 0.1$$

terminating
decimal

$$\frac{1}{4} = 0.25$$

$$\frac{1}{5} = 0.2$$

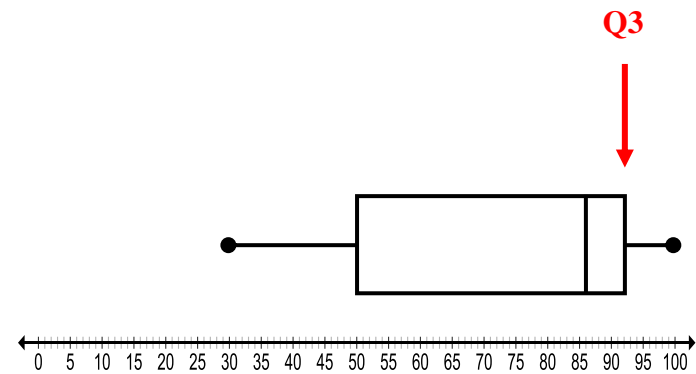
$$\frac{1}{8} = 0.125$$

$$\frac{1}{10} = 0.1$$

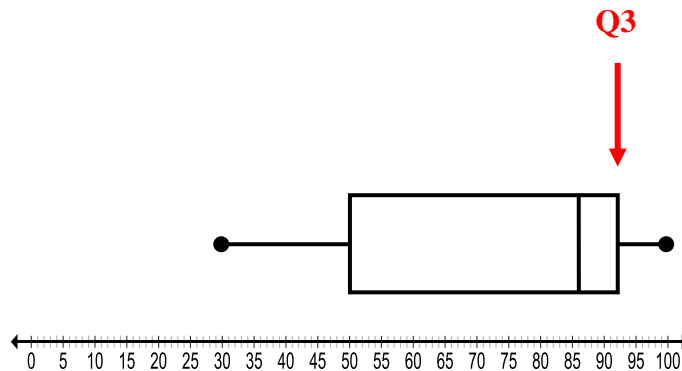
A decimal which has a
finite number of digits.

third quartile

third quartile




third quartile




The third quartile is the middle (the median) of the upper half of the data on a box plot. One-fourth of the data lies above the third quartile and three-fourths lies below. (also known as Q3 or upper quartile)

three-dimensional figure

three-
dimensional
figure



three-
dimensional
figure



A solid figure that
has length, width,
and height.

ton (T)

ton (T)



A small car weighs about 1 ton.

ton (T)




A small car weighs about 1 ton.

A customary unit of weight.
1 ton (T) = 2,000 pounds


A metric ton (t) is a unit of mass equal to 1,000 kilograms (about 2,200 pounds).

trapezoid

trapezoid



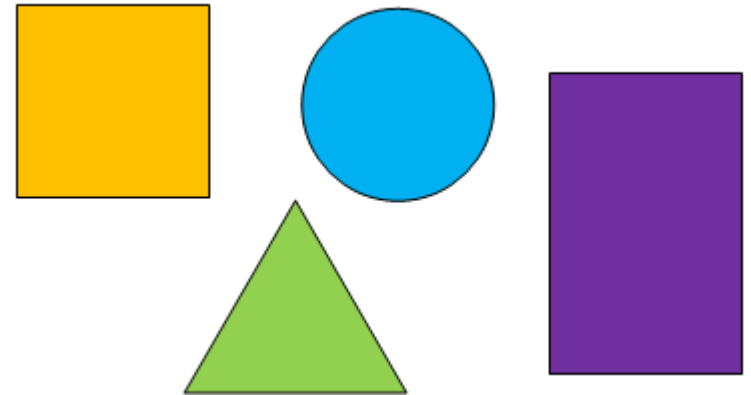
trapezoid



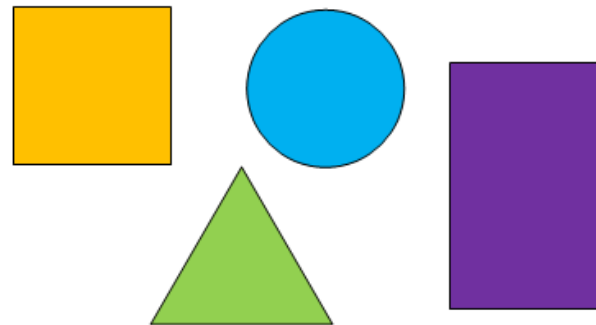
A quadrilateral with
one pair of parallel sides
and one pair of sides
that are not parallel.

two-dimensional figure

two-
dimensional
figure




two-
dimensional
figure



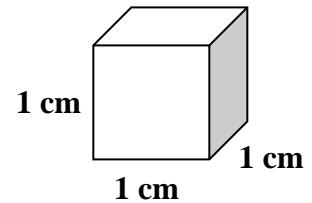
A plane, flat
figure that has
length and width.

unit cube


unit cube



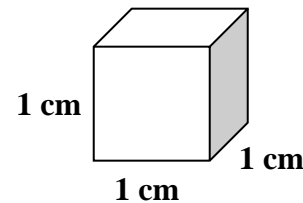
Volume of 1 cubic
(cm³) centimeter



unit cube



Volume of 1 cubic
(cm³) centimeter




A precisely fixed
quantity used to
measure volume.

unit fraction


unit
fraction

$$\frac{1}{2}$$



unit
fraction

$$\frac{1}{2}$$



A fraction that has
1 as its numerator.
A unit fraction
names 1 equal part
of a whole.

unit rate

unit rate

Cereal is
\$0.43 per
1 ounce.



unit rate

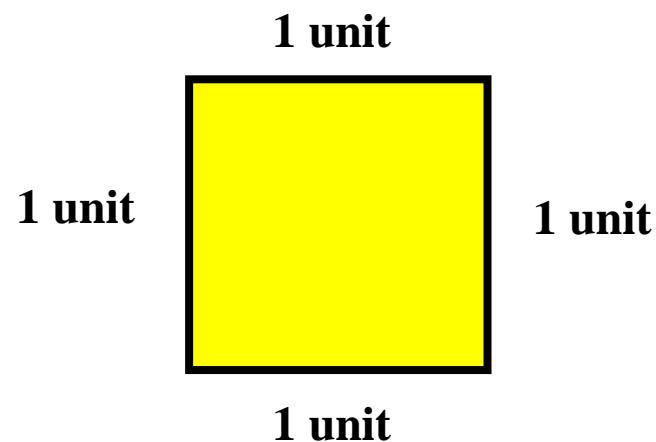
Cereal is
\$0.43 per
1 ounce.



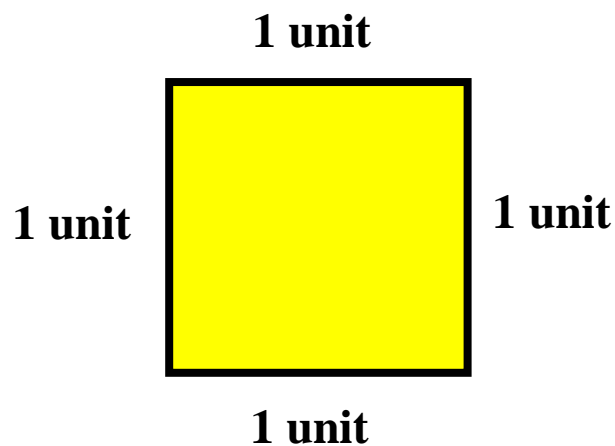
A rate with a
denominator of 1.

unit square

unit square



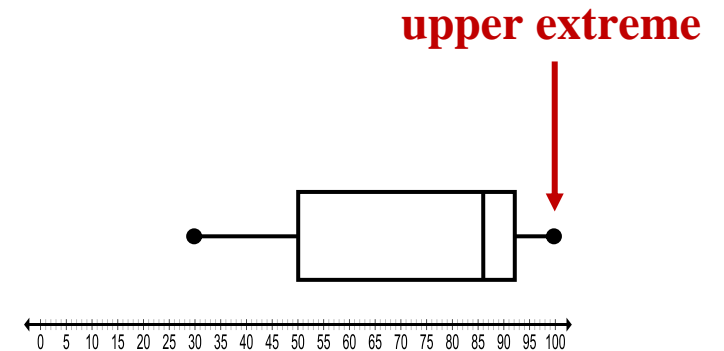
unit square



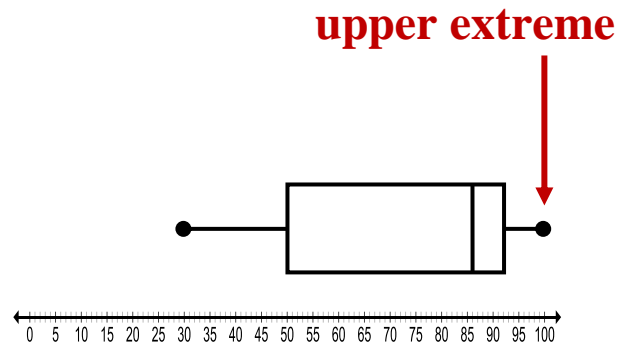
A square with side lengths of 1 unit each. It has an area of 1 square unit.

upper extreme

upper extreme



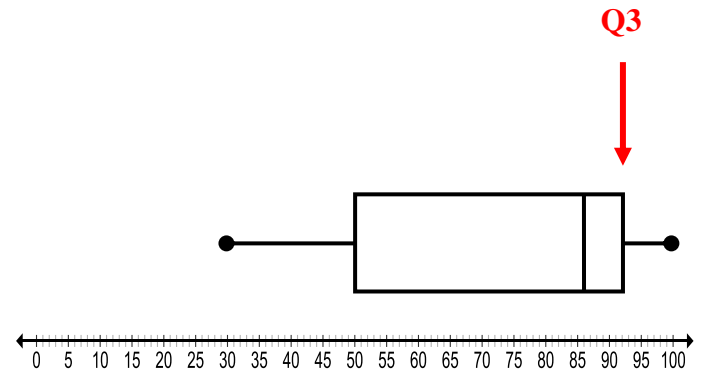
upper extreme



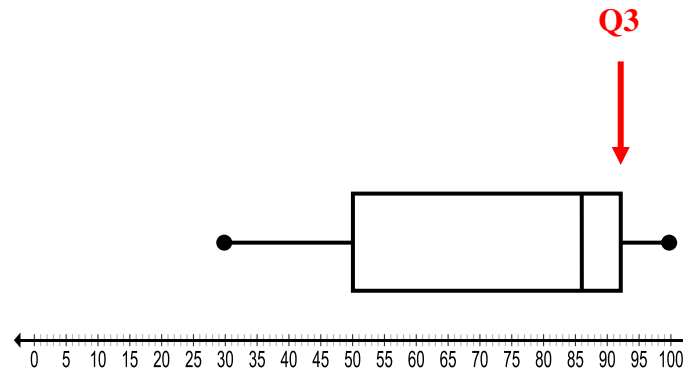
The greatest or largest number out of a data set, usually farther away from interquartile range than other data in set. (also known as maximum)

upper quartile

upper quartile



upper quartile



The upper quartile is the middle (the median) of the upper half of the data on a box plot. One-fourth of the data lies above the upper quartile and three-fourths lies below. (also known as Q3 or third quartile)

value

$$5x - 2 = 23$$

value

The value of
 x is 5.

$$5x - 2 = 23$$

value


The value of
 x is 5.

The amount
something is worth.

variable

variable

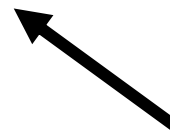
$$2n + 3 = 11$$



variable

variable

$$2n + 3 = 11$$

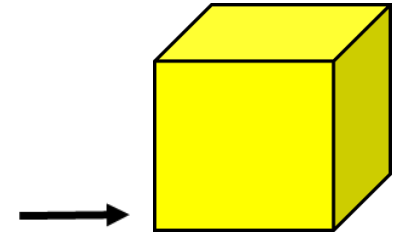
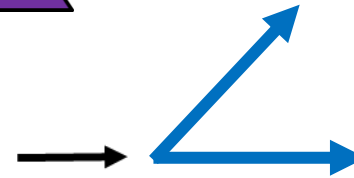
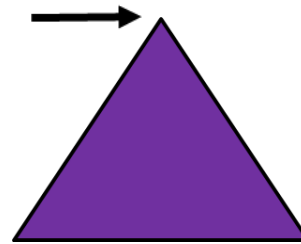


variable

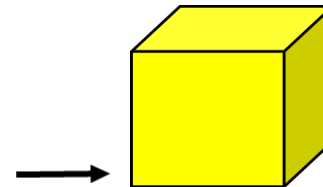
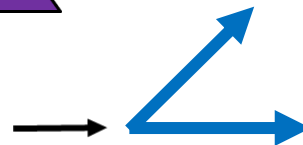
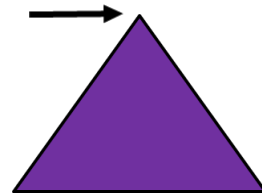
A quantity that changes or can have different values. A symbol, usually a letter, that can stand for a variable quantity.

vertex

vertex




vertex



The point at which two line segments, lines, or rays meet to form an angle.
(plural - vertices)

volume

volume



3 units

2 units

$5\frac{1}{2}$ units

**Volume =
33 cubic units**

volume



3 units

2 units

$5\frac{1}{2}$ units

**Volume =
33 cubic units**

The number
of cubic units
it takes to
fill a figure.

weight

weight



weight



The measure of how heavy something is.

whole numbers

whole
numbers

0, 1, 2, 3...

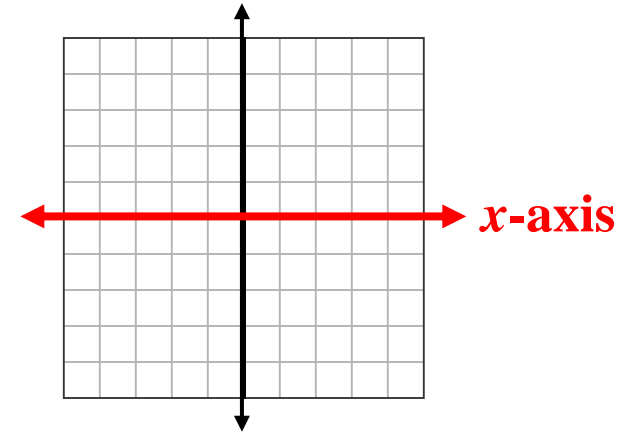
whole
numbers

0, 1, 2, 3...

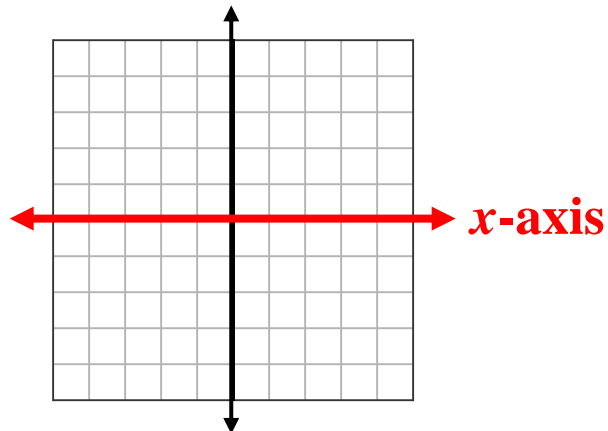
Whole numbers are
0 and the counting
numbers 1, 2, 3,
and so on.

x -axis

x -axis



x -axis



In a Cartesian grid,
the horizontal axis.

x -coordinate

x -coordinate

$(7, 2)$

x -coordinate

x -coordinate

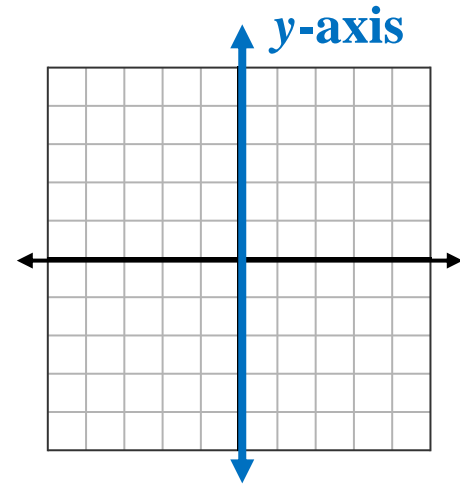
$(7, 2)$

x -coordinate

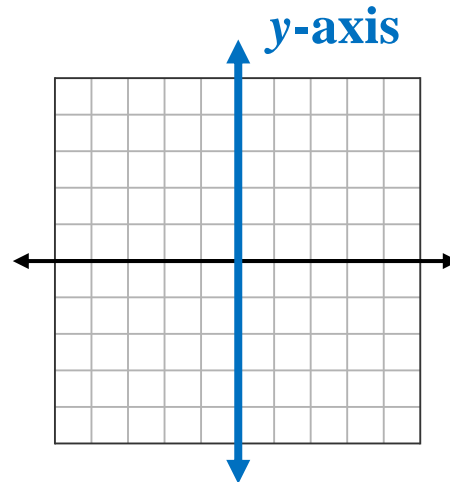
In an ordered pair, the value that is always written first.

y-axis

y-axis



y-axis



In a Cartesian grid,
the vertical axis.

y-coordinate

y-coordinate

(7, 2)

y-coordinate

y-coordinate

(7, 2)

y-coordinate

In an ordered pair, the value that is always written second.

